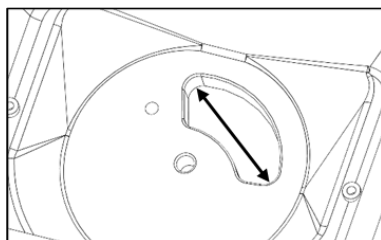




Thank you for selecting EarthWay for your spreader needs. Our production team in Northern Indiana takes pride in building this

spreader. spreader. Our customer support team is standing ready to ensure your success. Please contact us at www.EarthWay.com to see our full line of commercial, lawn & garden tools.

NOTE: The large opening is designed to allow ice melt to flow through spreader without the need for an agitator. This unit is not designed for fertilizer.



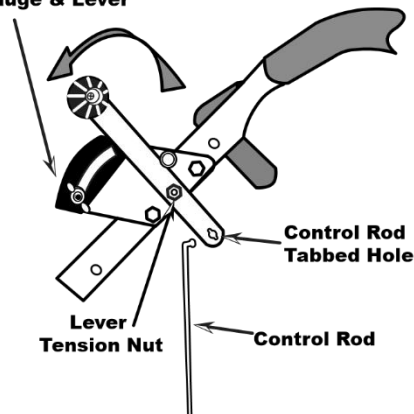
ICE MELT - LARGE OPENING

For spreading fertilizer, please select the right spreader.

ASSEMBLY

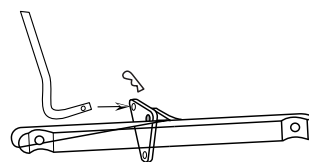
STEP 1: Remove spreader from carton and pull handle into position shown at right. Tighten wingnuts to secure.

Gauge & Lever



STEP 2: Install CONTROL ROD into handle as shown above. TIP: Install the CONTROL ROD using pliers to squeeze into LEVER.

STEP 3: ROTATE FORWARD Insert CONTROL ROD into pivot at bottom of hopper and secure with hair pin clip (Shown to the right.)



HELPFUL HINTS

Your ice melt spreader is almost ready to use. Attaching the CONTROL ROD and unfolding the handle will require a pair of pliers to insert pins to secure the CONTROL ROD. **NOTE: The large opening is designed to allow ice melt to flow through spreader without the need for an agitator. This unit is not designed for fertilizer**

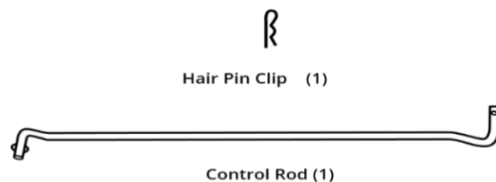
- ☑ Your spreader is designed to be pushed at three miles per hour, which is a brisk walking speed. Slower or faster speeds will change the spread patterns.
- ☑ Prior to your first use, coat all metal parts (outside and inside of open-ended tubing) with WD-40 or other spray lube to help prevent corrosion.
- ☑ Clean your spreader thoroughly after each use. Wash with clean water and dry thoroughly and spray a light coating of oil on all metal parts (inside open end of tubing) to help prevent corrosion).
- ☑ Gears are permanently lubricated at the factory. Do not open the GEARBOX or dirt may enter.

PARTS LIST

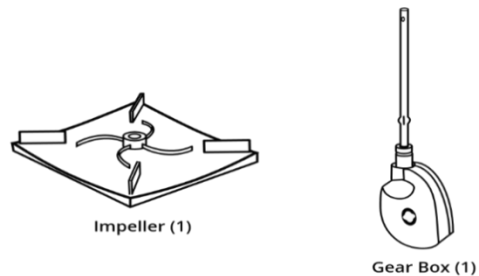
HOW TO ORDER SPARE PARTS – CALL or EMAIL:

TURF DEPOT 800-305-9255 or earthway@turfdepot.com

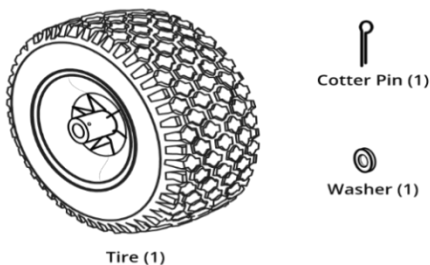
CONTROL ROD & CLIP - 79024



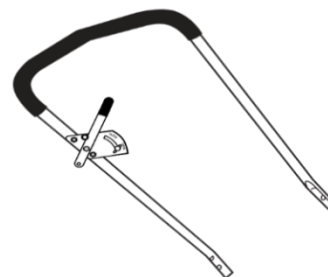
IMPELLER & GEAR BOX KIT - 79016



TIRE KIT - 79017



HANDLE & GAUGE - 79023



MODEL # 90950**ASSEMBLY INSTRUCTIONS**

CUSTOMER SERVICE

SUPPORT@EARTHWAY.COM | www.EARTHWAY.com | 1009 Maple Street, Bristol, IN 46507

SCHEDULE A - WARRANTY TERMS

Limited Warranty

EarthWay Products, Inc. provides this limited warranty that this product is free of defects in original workmanship and materials for a period of one year to the end user with the original purchase receipt. If a manufacturing non-conformance is found, EarthWay Products, Inc. at its discretion will repair or replace the part(s)/product at no charge provided the failure is not the result of incorrect installation, mishandling, misuse, tampering, improper storage, or normal wear and tear as determined by EarthWay. Due to the corrosive nature of most fertilizers and ice melt products, EarthWay Products, Inc. makes no warranty against and specifically excludes part(s) or product degradation or failure due to corrosion or its effects.

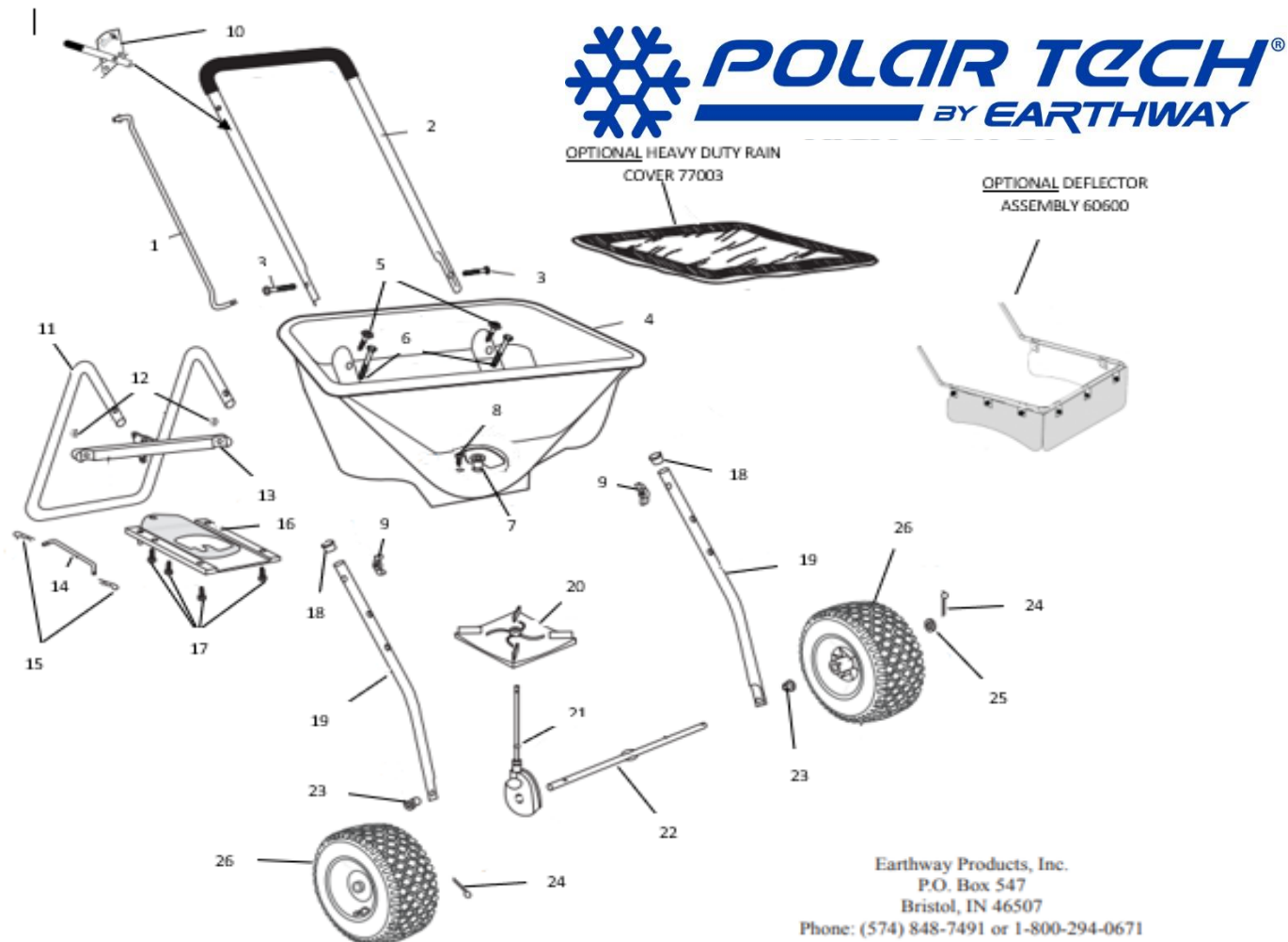
EarthWay at its discretion may require that the part(s) or product be returned along with the original purchase receipt for examination and compliance with the terms of this limited warranty. Do not return any product without first receiving authorization from EarthWay Products, Inc. IN NO EVENT SHALL EITHER PARTY BE LIABLE TO THE OTHER FOR SPECIAL, INDIRECT, INCIDENTAL, OR CONSEQUENTIAL DAMAGES, EVEN IF SUCH PARTY SHALL HAVE BEEN ADVISED OF THE POSSIBILITY OF THE SAME.

To seek remedy under this limited warranty, contact EarthWay Products, Inc. at support@earthway.com or write to EarthWay Products, Inc. 1009 Maple Street, Bristol, IN 46507, and describe the nature of the manufacturing defect. SPECIFIC LIMITATIONS: This limited warranty covers only the part(s) or product; any labor charges associated with the repair or replacement of non-conformances are specifically excluded.

The above-listed warranty procedure is a condition precedent to bringing any legal action to enforce this limited warranty. Any action to enforce any portion of this limited warranty must be commenced within ninety days after the expiration of the limited warranty coverage period. Any performance of repairs will not suspend this limitation period from expiring unless state law provides otherwise. Any performance of repairs after the limited warranty coverage period has expired, or performance of repairs regarding anything excluded from coverage under this limited warranty shall be considered "goodwill" repairs, and they will not change the express terms of this limited warranty or extend the limited warranty coverage period.

Exclusive jurisdiction for deciding legal disputes relating to alleged breach of warranty or representations of any nature relating to this limited warranty must be filed in the courts of Elkhart County within the State of Indiana. Any and all claims, controversies, and causes of action arising out of or relating to this limited warranty, whether sounding in contract, tort, or statute, will be governed by the laws of the State of Indiana, without giving effect to any choice or conflict of law provision or rule.

NO OTHER WARRANTY, EXPRESS, IMPLIED, OR STATUTORY, SHALL APPLY, INCLUDING, BUT NOT LIMITED TO, ANY IMPLIED WARRANTY OF MERCHANTABILITY, APPLICATION, OR FITNESS FOR A PARTICULAR PURPOSE, OR ANY OTHER WARRANTY OBLIGATION ON THE PART EARTHWAY, AND ALL SUCH WARRANTIES ARE EXPRESSLY DISCLAIMED. In the event that applicable law prevents the disclaimer of any implied warranties, then such implied warranty shall be limited to the fullest extent permitted by law. Without limiting the foregoing, if applicable prevents the disclaimer of any such implied warranties, this limited warranty limits the period of time in which a claim for breach of implied warranties, including but not limited to the implied warranty of merchantability or fitness for a particular purpose, may be filed. In such event, any claim for breach of implied warranty must be brought before the expiration of this express limited warranty's one-year term.



KEY #	PART #	DESCRIPTION	KEY #	PART #	DESCRIPTION
1	79024	CONTROL ROD KIT	14	41279	PIVOT ROD
2	60367	UPPER HANDLE W/GRIP	15	36102	COTTER PIN BOW TIE
3	37116	CARRIAGE BOLT	16	12230PIR	SHUTOFF ASSEMBLY
4	60264	HOPPER ASSEMBLY	17	31122	SCREW-1/4-20 X 1 1/4
5	31141	SCREW-14X 3/4	18	19132	7/8 TUBE PLUG
6	36213	SCREW1/4-20 X 2 1/2	19	25721	LOWER HANDLE
7	12259	HOPPER BUSHING	20	12248	IMPELLER
8	31122	SCREW-8 X 5 1/8	21	60451	GEARBOX
9	32107	WING NUT	22	23519	AXLE
10	60499	GAUGE AND LEVER ASSEMBLY	23	12197	SPACER BEARING
11	25720PIR	STAND	24	33106	1/8 X 3/4 COTTER PIN
12	32103	LOCK NUT -1/4-20	25	34103	10D X 17/32 ID X 1/32 WASHER
13	12295	CONTROL ASSEMBLY	26	70149	9" PNEUMATIC WHEEL